

Leonor Greyl
— PARIS —

US Press
July 2014

Leonor Greyl
— PARIS —

Products

BEAUTY

< [PREV](#) Is Meditation About to Become The New...

Bye-Bye, Birkenstock: Why the Clog Is Our New... [NEXT](#) >

BEAUTY

Leonor Greyl's Huile Secret de Beauté Oil: The Only Thing You Need to Bring on Vacation

by Mackenzie Wagoner



Photographed by Mikael Jansson, *Vogue*, May 2009

For once in my life, I did not overpack. In my carry-on for a recent trip to Todos Santos, Mexico, there were sandals, swimsuits, and paper-thin slip dresses—and just one real beauty product worth noting. Made from a nourishing blend of natural extracts like apricot seed and mongongo nut oils, **Leonor Greyl's** 3.2-ounce bottle of Huile Secret de Beauté oil promised to be the perfect beach companion. Each day, I massaged it into the ends of my hair before hitting the surf, smoothed it over my skin for a healthy-looking sheen and, later, on the flight home, slathered it onto my sunburned feet before sealing it in with a pair of cashmere socks.

But what I really loved was its fragrance. **Andy Warhol** once said that he changed perfumes every three months, because, upon smelling a particular fragrance, it sent his "whole being" back to a specific time and place. From now on, when I want to call forth the sea, the sun, the surf-ready knee-high waves, and the wild ponies (who emerged from an oasis like something out of a Gauguin painting) of Todos Santos, I'll warm a few remaining drops of Leonor Greyl's intoxicating jasmine and night-blooming yucca-scented blend in my palms and breathe in; truly, vacation in a bottle.



Photo: Courtesy of Leonor Greyl

Leonor Greyl Huile Secret de Beauté, \$66; net-a-porter.com



SIGN UP
TO RECEIVE
VOGUE
UPDATES

Enter email address

> SUBMIT <

CONNECT



the GLOWHOW

HOME MAKEUP HAIR SKIN SCENT STYLE CONVERSATIONS ABOUT

THE HAIR TREATMENT BELOVED BY FRENCH WOMEN (AND BRAD PITT?)



I am not convinced that French women have an innate secret to looking the way they do, but I will say this: They *do* treat their hair differently than most of us, with an emphasis on “treat.” They’re not afraid to use a little oil on their hair, either. For decades, many French women have used the Leonor Greyl brand, whose star product has been reformulated to exclude palm oil. Huile de Leonor Greyl (formerly known as Huile de Palme) is a pre-shampoo treatment that treats and protects dry, damaged hair. It has coconut oil, sunflower seed oil, and sesame street oil — all of which babies your hair.

I tried it out at [Ricardo Rojas](#), and it was just as good as the original formula. Smelled heavenly, made my hair Chrysler-Building-shiny, and made my split ends seem to disappear. Forgive the iPhone photos, but you work with what you have — and on that day, anyway, I had good hair to document.

If you decide to try out the new Huile, this is key: You do not need very much at all! Seriously, a bottle will last for ages. Apply it before shampooing (you can even sleep in it) and then be sure to thoroughly cleanse. It’s that simple.

PS: Apparently Brad Pitt used this on his luscious man-mane during his *Legends Of The Fall* era, and I think we can all agree that hair-wise, *Legends* was Peak Pitt.



ABOUT



say hello, find out more
[>> right here](#)

GET ON THE LIST

(once a week. it'll be fun)

Subscribe

STAY IN TOUCH



Log In

To use Facebook's social plugins, you n

INSTAGRAM

The Best Conditioner For EVERY Hair Type

JUN 25, 2014 5:30 PM
MEGAN MCINTYRE

As a wise man once said, "Moisture is the essence of wetness, and wetness is the essence of beauty." Problem is, when it comes to your hair, not all moisture is created equal. Because each hair type and length comes with its own particular set of quirks and drama, it's important to make sure you're using the **right conditioner** for your locks.

Just as you wouldn't use a super-thick and heavy cream on oily skin, you also wouldn't use a heavy oil on fine hair. Use the wrong type of conditioner and you could end up with a 'do that's either greasy and weighed down (from too heavy of a conditioner) or strawlike and straggly (from a not-nourishing-enough conditioner). Not really the end result any of us



Cadillac
FIRST EVER EVEN ITS DESIGN IS ELECTRIC.*
2014 ELR COUPE

[LEARN MORE](#) [BUILD YOUR OWN](#)

*Roll over for more information.

6 COMMENTS SEE ALL SLIDES 9 OF 19

Leonor Greyl Masque Fleurs de Jasmin Nourishing Hair Mask, \$62, available at [Nordstrom](#).



6 COMMENTS SEE ALL SLIDES 11 OF 19

Leonor Greyl Tonique Hydratant Moisturizing Leave-In Treatment, \$43, available at [Folica](#).



6 COMMENTS SEE ALL SLIDES 12 OF 19

Leonor Greyl Masque à l'Orchidée Softening Hair Mask, \$62, available at [Nordstrom](#).



PHOTO COURTESY OF NORDSTROM.

Leonor Greyl
— PARIS —

VIPs

NASHVILLE'S HAIR SECRETS

THE ON-SET STYLISTS FOR THE ABC DRAMA SHARE THEIR BEST TIPS AND TRICKS

Bowen as Scarlett O'Connor



Hair Serum
Leonor Greyl,
\$46; leonor-greyl-usa.com

MUST-HAVE: "Leonor Greyl's Serum de Soie Sublimateur makes Clare's hair so shiny but in a natural way. It's light, so you don't need a lot to make an impact."



TIERE

ay from her
oulos,
ven if she has
side."

esn't like
oulos, so
stirning
h Tancho
styling
tick with a
hair

inigopoulos
on to create
pless irons
r, more

CLARE BOWEN

"Scarlett has a very distinct style," said Kinigopoulos, who does Bowen's hair on-set. "It's beautiful, mermaid hair with a more Bohemian feel."

MUST-HAVE: "Leonor Greyl's Serum de Soie Sublimateur makes Clare's hair so shiny but in a natural way. It's light, so you don't need a lot to make an impact."

GETTING THE LOOK: Kinigopoulos often braids ribbons into Clare's hair, attaching them with a mini bobby pin then braiding two sections of hair with the ribbon. For stage looks, she relies on sparkly headbands. "It's more refined but still very Clare."




Headband
Pink Pewter,
\$50; gliks.com

Hair Serum
Leonor Greyl,
\$46; leonor-greyl-usa.com

Hollywood's Braid Pa

Evening Apropos

Blake says she favors a "haphazard" braid because "it's a more interesting nighttime look that takes about 12 seconds [to do]."



A Beautiful Mess

Julianne says her braided 'do was too "clean and pretty" at first, so her stylist got a towel and "whacked her over the head with it and tried to make it more fuzzy."

The Mi Forge pigtail over the Julian new w braid braid (near

sweep it all the way around the head. From behind the ear and onward, Julianne's hairstylist and co-owner of Nine Zero One Salon in LA, Riawna Capri, loosened each link by pulling apart gently. This made the plait grow in thickness as it rounded the nape of her neck.

The Single Cornrow

"Edgy glamour" is how we like to describe Amber Heard's modern braid. After prepping with a heat-protecting spray, her stylist, Ricardo Rojas, used a 1½-inch curling iron to curl Amber's hair (which he later brushed out with his fingers). To create the illusion of a punk rock-esque undercut (where one side of the head is shaved), Rojas created a deep side part and


EXPERT TIP
Part glam, part rock 'n' roll, Amber can give her locks extra grit by sleeping in dry shampoo the night before. The next day, hair is perfectly disheveled.



Leonor Greyl Paris Condition Naturelle Heat Protecting Styling Spray, \$36, leonorgreyl-usa.com



TRESemmé TRES Two Ultra Fine Mist Hair Spray, \$5, drugstores



Lasting Power

So Amber's hair wouldn't fall flat, Rojas finished the look by teasing the roots on the right side of the part and setting the style with hair spray.



save to my **NYLON**

beauty queen: kate mara

get the actress' side-parted ponytail.

by: [steff yotka](#)

photo by getty images

June 10 2014



tags

[#beauty](#) [#hair](#)

SHOP NOW



If there's one thing the Mara sisters have in common, it's a love of a cool low ponytail. But while Rooney usually sports hers with a center part, Kate rocked a sleek, side-parted low pony to the Tony Awards this weekend to complement her Dolce & Gabbana dress.

The best part about her hairstyle is that it's 100-percent summer appropriate. Nothing is worse than frizzy and/or sweaty hair killing your summer BBQ look, and with a low pony, you don't have to worry about either. Find out how to recreate Mara's look with tips from her hair stylist, Peter Butler, below.

1. Start by blowing your hair using [Leonor Greyl Mousse Au Lotus Volumatrice](#) and a [Mason Pearson brush](#) (the boar bristles help add shine).
2. Use a [two inch barrel curling iron](#) to create height in the front. Set two curls, one on the hairline and another right behind it. This will give the lift the hair needs to create height off of your face.
3. Next, comb the hair back into a ponytail and tie it off with a [bungee elastic](#).
4. Finish off with [Moroccanoil Light](#) and a bit of their [Glimmer Shine Spray](#) to pump up the sleek effect.

BYRDIE

ALL THINGS BEAUTY

WEDDINGS



SEARCH



CELEBRITY

SKIN

MAKEUP

HAIR

NAILS

VIDEO

BLOG

HOME ▶ HAIR

Look Of The Day: Kate Mara's Sleek, Slicked Back Pony



Slicked-back hair is a runway trend that doesn't always translate to real life—but there *are* exceptions. Exhibit A: Kate Mara's sleek, elegant pony at Sunday night's Tony Awards. We got the scoop from hairstylist Peter Butler, who told us exactly how he created this look.

"I started by blowing out her hair using Leonar Grey! [Mousse Au Lotus Volumatrice](#) (\$46)," Butler says. "This product is fantastic for fine, color-treated hair!" Next, he used a Mason Pearson [Brush](#) (\$120) to smooth her locks as he blew her hair dry (he swears the boar bristles help boost shine). To create volume at Mara's crown, he used a 2-inch curling iron to create two large curls—one at her hairline and another right behind it. After combing her hair back into a ponytail and tying it with a bungee elastic, he finished with a spritz of Moroccan Oil [Treatment Light](#) (\$43) and the brand's [Glimmer Shine](#) (\$29) to really amp up the shine factor. "I really thought she looked amazing under

"I started by blowing out her hair using Leonar Grey! [Mousse Au Lotus Volumatrice](#) (\$46)," Butler says. "This product is fantastic for fine, color-treated hair!" Next, he used a Mason Pearson [Brush](#)

BEAUTY > HAIRSTYLES, CUTS AND COLOR TRENDS > HOW TO GET FRENCH GIRL HAIR



HOW TO GET FRENCH GIRL HAIR

The secrets to Caroline de Maigret's perfect messy-chic 'do

By Tara Lamont-Dijte on Jun 13, 2014

Share: [f](#) [t](#) [p](#)

If there were a universal description for chic hair, it would be the messy, bedhead waves created by the always-stylish, and never overdone French girl. Case in point: Caroline de Maigret. The model and music producer's tousled waves are desired by many, and according to her hairstylist Vinz, creative director for **Leonor Greyl**, can be achieved at home. "This look requires a very precise and specific routine," reveals Vinz. "You need to think natural, but follow my steps precisely. It's also important to start with healthy hair. French girls are obsessed with hair masks, and the very chic ones like lots of shine." Below, the stylist shares a step-by-guide to achieving French girl hair perfection.

Hair Down

> Related Story: [12 Haircuts to Consider for Spring](#)

1. To get this look, you have to be very precise and soft. Start by prepping hair with **Leonor Greyl Condition Naturelle** before blow-drying. It's important not to brush or comb your hair after you wash it. Then, use a medium-size curling iron to create some waves, but you don't want much movement. Don't pin back the waves, you *want* to them to fall out and look a little messy.
2. Next, use a hair straightener on the tips and roots to make them flat. If you have bangs, they should not be too round or too flat, they need to look as natural as possible.
3. To finish, spray a little **Leonor Greyl Voluform** and **Eclat Naturel** to your whole head for the perfect amount of hold and shine. My secret is to spray a little **dry shampoo** at the back of the head to add a little volume and create a messy effect.

Hair Up

Start with the same texture as above. Pull your hair up into a high bun, making sure to keep it as natural as possible, and secure with two or three pins. The higher the bun the better, as it elongates the silhouette of your neck. Once the bun is created, spray a little **Leonor Greyl Voluform** to the entire head, and a little extra to the bun. While the hair is drying from the spray, mess it up a little, pulling out some strands with your fingers to get that rock and roll attitude.



Courtesy of Getty

SERVICE TO & FROM THE AIRPORT

GroundLink
ON TIME EVERY TIME®

- Guaranteed On Time
- Track Your Car via Mobile App
- Available Worldwide

START HERE ▶

TOP STORIES



Chic Celebs in Sundresses



How to Dress for Work In the Heat



Today's Style Secret



10 Essential Hot Weather Hairstyles



Daily BEAUTY REPORTER

- Beauty Advice
- Beauty News
- Beauty Products
- Beauty Trends
- Celebrities
- Diet and Exercise
- Fashion
- Fragrance
- Green and Organic Beauty
- Hair
- Health
- How-tos
- Makeup
- Men's Grooming
- Nails
- Plastic Surgery
- Skin
- Sleep
- Spas and Salons

Contributors


- Elizabeth Angel *Articles Editor*
- Patricia Alfonsi Tortolani *Beauty Director*
- Siobhan Bonnouvrier *Fashion Director*
- Jenny Bailly *Deputy Beauty Director*
- Patrick Rogers *Features Editor*
- Elizabeth Siegel *Beauty Features Editor*
- Sophia Panych *Beauty Editor*
- Catherine Q. O'Neill *Beauty News Editor*
- Catherine Devine

beauty news

How *Transformers* Star Nicola Peltz's Hair Survived Hong Kong Humidity

BY CATHERINE Q. O'NEILL, BEAUTY NEWS EDITOR, JUNE 19, 2014, 3:00:00 PM

Share 25 Tweet 9 +1 0 PinIt 1



At first glance, there's nothing that crazy about Nicola Peltz's smooth, voluminous blowout at the Hong Kong premiere of *Transformers: Age of Extinction*. Until I tell you that it was 91 degrees with 70 percent humidity and RAINING when this picture was taken. I frantically emailed her hairstylist, Adir Abergel, to find out what kind of unicorn-tear smoothing serum he managed to sneak into the hotter-than-hot country.

While the finishing spray Abergel used, **Orbe Impermeable Anti-Humidity Spray**, surely had a lot to do with keeping this style frizz-free (I can attest—that stuff is amazing), he says *all* of his prep work went into combating the "full-on humidity." Here's the full breakdown:

1. He conditioned Peltz's hair with **Leonor Greyl Masque à l'Orchidée**.
2. With the hair still damp, he combed a generous amount of **Moroccanoil Treatment** through the ends and **Leonor Greyl Volumizing Styling Mouse** from the roots to midlength for body.

REVLON
WELSEN SCARTRACK MAC US\$ 8.99 5/24/14
LEARN MORE

BEAUTY BAR
SAMPLE SOCIETY
allure
Coveted beauty products.
Yours for just \$15/per month.
SIGN UP NOW

ENTER FOR A CHANCETO
WIN A SUMMER SPA VACATION
ENTER NOW

allure BEAUTY PRODUCT FINDER

Get recommendations for beauty products—all tested by *Allure's* editors and vetted by our experts. [HOW IT WORKS](#)

HAIR SKIN MAKEUP

Hair Products

Click on the product you are looking for

BLOW-DRYER or DIFFUSER BRUSH or COMB CONDITIONER

Hair Type

Hair Texture

Hair Concerns

Style

1. He conditioned Peltz's hair with **Leonor Greyl Masque à l'Orchidée**.
2. With the hair still damp, he combed a generous amount of **Moroccanoil Treatment** through the ends and **Leonor Greyl Volumizing Styling Mouse** from the roots to midlength for body.

LOGIN
PROMOTIONS

SELF

INTRODUCTORY OFFER:
JUST \$5

SUBSCRIBE NOW

8 FREE GIFTS!



Make Your Blowout Last



All-Over Sculpting Moves



Total-Body Routine



Change for Your Guy?



Healthy Summer Cocktails

Flash

WHAT'S NEW NOW

2014
Jun 24
10:39 AM

BEAUTY
By Alexandra Samuel

Hair How-To: Ashley Greene's Super-Sleek Style

Can we all please agree that Ashley Greene is a total freaking knockout? Well last night, she looked especially stunning in all white at the premiere of her Kickstarter-funded flick, *Wish I Was Here*. And while I totally love some beachy texture—how could you guys forget my incredible [DIY salt spray recipe](#)?—there's a lot to be said about a shiny, totally straight style.

To get Greene's style, start by by massaging a volumizing mousse, like [Leonor Greyl Mousse au Lotus Volumatrice](#), \$46, into hair, says stylist Richard Collins, who created last night's look, and pull it through from roots to end, making sure not to drench hair in the product. "When it comes to product less is more," adds Collins. "Always start out with less product, and just add more if needed." This is *especially* true when it comes to summer.

After blowdrying hair straight—try a boar-bristled round brush—use a flatiron on one-inch sections of hair to get glassy shine from root to tip. Next, rub a touch of styling cream between hands and use your palms to smooth the top and face-framing areas of your area to keep stray hairs in place. Collins used [Leonor Greyl Eclat Naturel](#), \$46, which has shea butter and jojoba oil that adds hydration as it tames. If you've got super-fine hair thought, a lighter oil like [Bumble and bumble Hairdresser's Invisible Oil](#), \$38, will do the trick.

"The look is very simple and sleek, which works really well with the dress that she's wearing," says Collins. We couldn't agree more.

Now if only we could get guns like hers...



ADVERTISEMENT

Get your favorite magazines on your tablet!

Favorite magazines on your tablet!

CLICK HERE

Flash

WHAT'S NEW NOW

JULY 9, 2014

Marcela Valladolid's Chilled Avocado Soup with Scallops Will Be Your New Favorite Post-Workout Meal

1 hour ago

Beauty How-To: The Most Versatile Top Knot EVER

2 hours ago

Some People Would Rather Give Themselves on your tablet!

CLICK HERE

Flash

WHAT'S NEW NOW



WHAT'S *right* NOW!

HAIR

How to Get Sleek Summer Hair Like Ashley Greene



Kevin Winter/Getty Images

280 SHARES

Facebook icon

Pinterest icon

Twitter icon

Google Plus icon

Heart icon

We all know how challenging it can be to maintain silky straight strands in the heat of summer—so when we spotted **Ashley Greene's** weather-defying hairstyle at the premiere of *Wish I Was Here*, we just *had* to reach out to her hairstylist, Richard Collins, for the inside scoop.

Relying on Leonor Greyl products for a super-sleek finish, Collins first massaged Mousse au Lotus Volumatrice (\$46; leonorgreyl-usa.com) to the star's wet hair and pulled it from the roots to the tips, using a less is more approach as he applied. "I really liked this mousse because it wasn't heavy; it was really light but still smoothed the hair," he tells us. "Then, I blow-dried her hair and went back over it with a flat iron to make it sleeker and tighter."

Collins moved on to Éclat Naturel (\$46; leonorgreyl-usa.com), a protective styling cream, and smoothed it on top of her hair and along the bang area for a bit of shine. He turned to the ultimate frizz-fighting weapon for his next step: a toothbrush doused with hairspray, which he used to tame flyaways along her hairline and around the ear.

"Lastly, to finish the look, I took some Éclat Naturel on my fingers and ran it through the hair around her face, concentrating on the ends and piecing it through a little bit, but made sure it wasn't too saturated," he adds. "This kept the look shiny, instead of greasy."

280 SHARES

Facebook icon

THE LATEST



JUL 9, 2014 @ 2:45 PM
Now You Know: The Meaning Behind the Word "Couture"

8 SHARES FAVE



JUL 9, 2014 @ 2:31 PM
Only Halle Berry Could Look This Good While Tumbling with Jimmy Fallon

2 SHARES FAVE



JUL 9, 2014 @ 2:01 PM
Learn How to Recreate Diane Kruger's Intricate Double Braid

3 SHARES FAVE

SEE ALL LATEST NEWS

ADVERTISEMENT

DiasGrandiosos.com